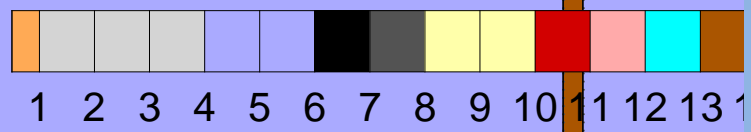


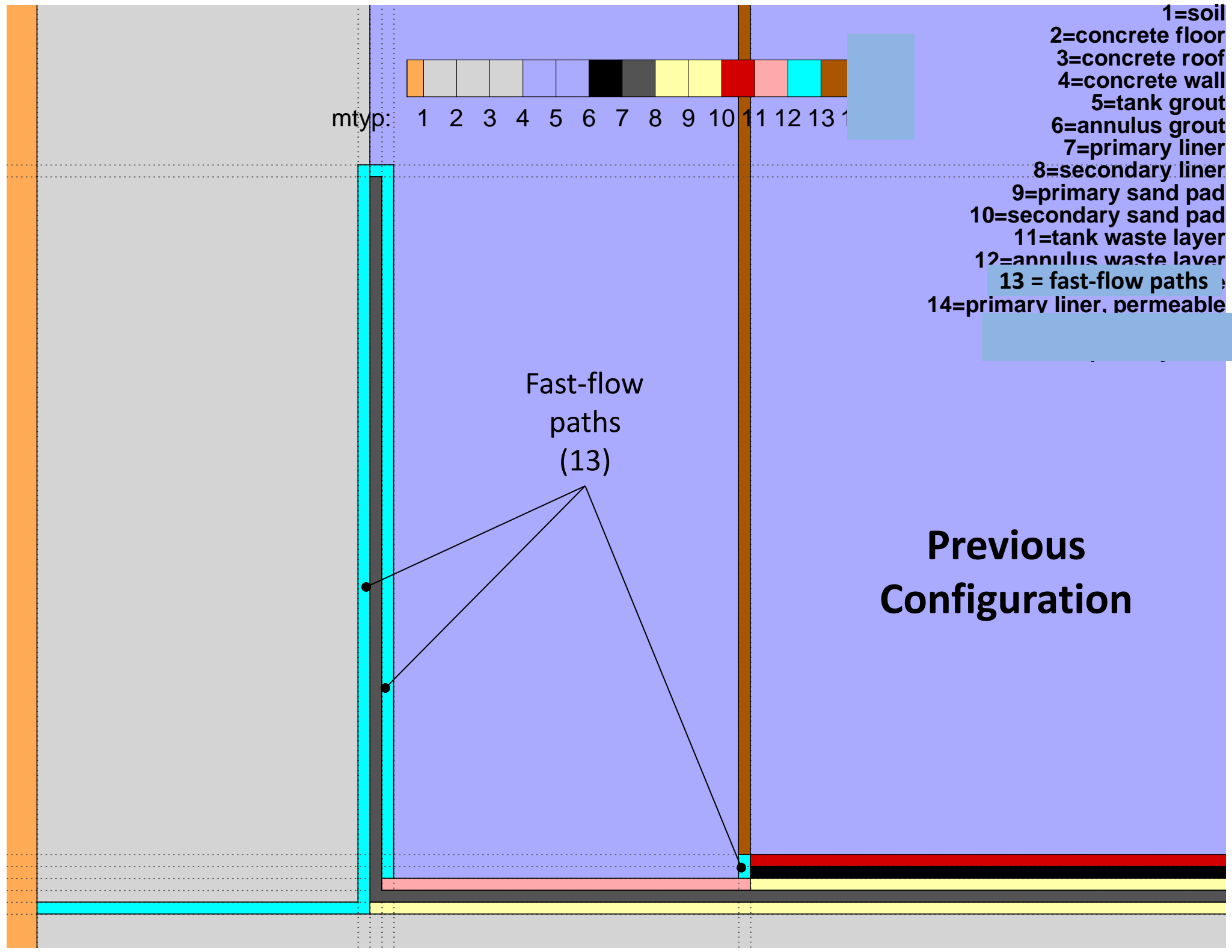
mtyp:



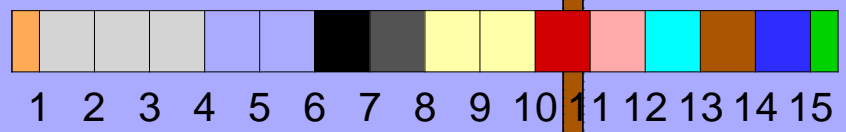
- 1=soil
- 2=concrete floor
- 3=concrete roof
- 4=concrete wall
- 5=tank grout
- 6=annulus grout
- 7=primary liner
- 8=secondary liner
- 9=primary sand pad
- 10=secondary sand pad
- 11=tank waste layer
- 12=annulus waste layer
- 13 = fast-flow paths
- 14=primary liner, permeable

Fast-flow paths
(13)

Previous
Configuration



mtyp:



- 1=soil
- 2=concrete floor
- 3=concrete roof
- 4=concrete wall
- 5=tank grout
- 6=annulus grout
- 7=primary liner
- 8=secondary liner
- 9=primary sand pad
- 10=secondary sand pad
- 11=tank waste layer
- 12=annulus waste layer
- 13=FF concrete
- 14=primary liner, permeable
- 15=FF annulus
- 16=FF primary liner

Revised Configuration

FF concrete
(13)

FF annulus
(15)

FF primary
liner
(16)

